


Local Attractions



SHAFTESBURY ABBEY MUSEUM & GARDENS
01747 852910
www.shaftesburyabbey.org.uk



GOLD HILL MUSEUM
01747 852157
www.goldhillmuseum.org.uk



GILLINGHAM MUSEUM
01747 826235
www.gillinghammuseum.co.uk



SHAFTESBURY ARTS CENTRE
01747 854321
www.shaftesburyartscentre.org.uk



SHOPPING IN SHAFTESBURY
Many independent shops, cafés and restaurants to visit.
www.shaftesburychamber.co.uk



BISON CENTRE FARM
Various events throughout the year. www.bisonfarm.co.uk
April - September



LARMER TREE GARDENS
01725 516225 / 516228
www.larmertree.co.uk



OLD WARDOUR CASTLE
01747 870487
www.english-heritage.org.uk

'A truly undiscovered patch of England, the Blackmore Vale, which Shaftesbury proudly overlooks and in which Gillingham quietly nestles, is an area of outstanding countryside with lots to see and do'.



IN SHAFTESBURY APP

The App is **FREE** and available on both **Apple** and **Android** devices.
Just Search 'In Shaftesbury'

Available on the iPhone
App Store

ANDROID APP ON
Google play



- Guide you to all the best places to eat, drink, shop and see.
- **Save ££££** in the local shops, restaurants and visitor attractions.
- Keep you up to date with what's going on.

For further information:
THE TOURIST INFORMATION CENTRE
8 Bell Street, Shaftesbury, Dorset SP7 8AE
Tel: 01747 853514 Email: tic@shaftesburytourism.co.uk
www.shaftesburytourism.co.uk



Discover the beautiful Blackmore Vale which Shaftesbury proudly overlooks & in which Gillingham quietly nestles.



Up on the hill or down in the vale...

A truly undiscovered patch of England, the Blackmore Vale, which Shaftesbury proudly overlooks and in which Gillingham quietly nestles, is an area of outstanding countryside with lots to see and do. Enjoy gentle rambles along miles of footpaths in beautiful river valleys or on hills with views to take your breath away. Visit historic houses, castles and ancient settlements or just explore Shaftesbury, Gillingham and nearby villages, sampling the local food for a true flavour of Dorset.



Dorset and its neighbouring counties have so many different experiences to offer and within one hour you could be fossil-hunting, beachcombing or cliff walking on the spectacular Jurassic Coast,

dipping a toe in the sea at Bournemouth or Weymouth, or discovering the heritage of Stonehenge or the grandeur of Salisbury and Bath. Longleat and Stourhead are a stone's throw away with many other houses, gardens, museums and family attractions, all close at hand – something for everyone!



Visiting the wonderful Blackmore Vale...

Shaftesbury, Gillingham and the whole of the Blackmore Vale offer a wonderful range of excellent accommodation, from inns and cosy B&Bs to select hotels or holiday cottages. If caravanning or camping suits you more there are several sites to choose from in the area.



Shaftesbury is on the junction of the A350 (north/south) and the A30 (east/west) and approximately 2 hours from London by either road or rail. Gillingham is just 5 miles away in a north westerly direction and boasts a mainline railway station from London Waterloo to Exeter. Regular bus services connect Gillingham with Shaftesbury, Salisbury, Yeovil, Blandford, Poole and Bournemouth. National Express Coaches provide a service between London, Shaftesbury and Yeovil.

'The Blackmore Vale is an area of outstanding countryside with lots to see and do'

'Shaftesbury is world famous, not least for Gold Hill, recognised by millions as the 'Hovis Hill' which is tucked away below the High Street. A true delight to discover.....'

SHAFTESBURY

The town with a heart of gold

Perched on a hill high above Dorset's gentle Blackmore Vale, Shaftesbury has one of the most beautiful and commanding settings of any market town in England, with a charm and history that is unrivalled. Founded over 1100 years ago as the site of King Alfred's citadel Benedictine Abbey, and today largely unchanged since the 18th century, the town is a treasure trove for all.

Located on ancient trade routes, Shaftesbury has been a market centre for centuries, and today there is still a charter market on Thursdays. Regular Farmers' Markets, book fairs, flea markets, plus the occasional French Market all add to the wonderful bustling atmosphere of the town.

Shaftesbury has a wide selection of quality cafés, pubs and restaurants and proudly boasts a High Street filled with independent shops offering everything you need from gifts to clothes, home furnishings to local produce.

The newly refurbished Gold Hill Museum has a charm all of its own. Housed in an old cottage with a cleverly disguised modern extension, it offers a wonderful insight into Shaftesbury's diverse history, with a beautiful quiet garden and great views.

Take a stroll along Park Walk and be amazed by the panorama displayed before you; whilst there, call into the award winning Abbey Museum and Garden, which tells the story of the once important Abbey through to its abrupt end at the hands of Henry VIII. The garden here is a joy to discover with unusual plants and herbs laid out between the Abbey foundations.

Shaftesbury also has a Heritage Trail for you to follow around the town with blue plaques and information panels placed for you to learn more of the fascinating history of the town and its buildings.



GILLINGHAM

Gateway to the Blackmore Vale

Among the lush pastures of the sweeping Blackmore Vale, nestles the historic town of Gillingham. Although now quite modern, boasting the only mainline railway station in north Dorset, the town's origins can be traced to Saxon times and beyond. As you explore the streets and lanes, especially at the end of the High Street, glimpses of times gone by will catch your eye.

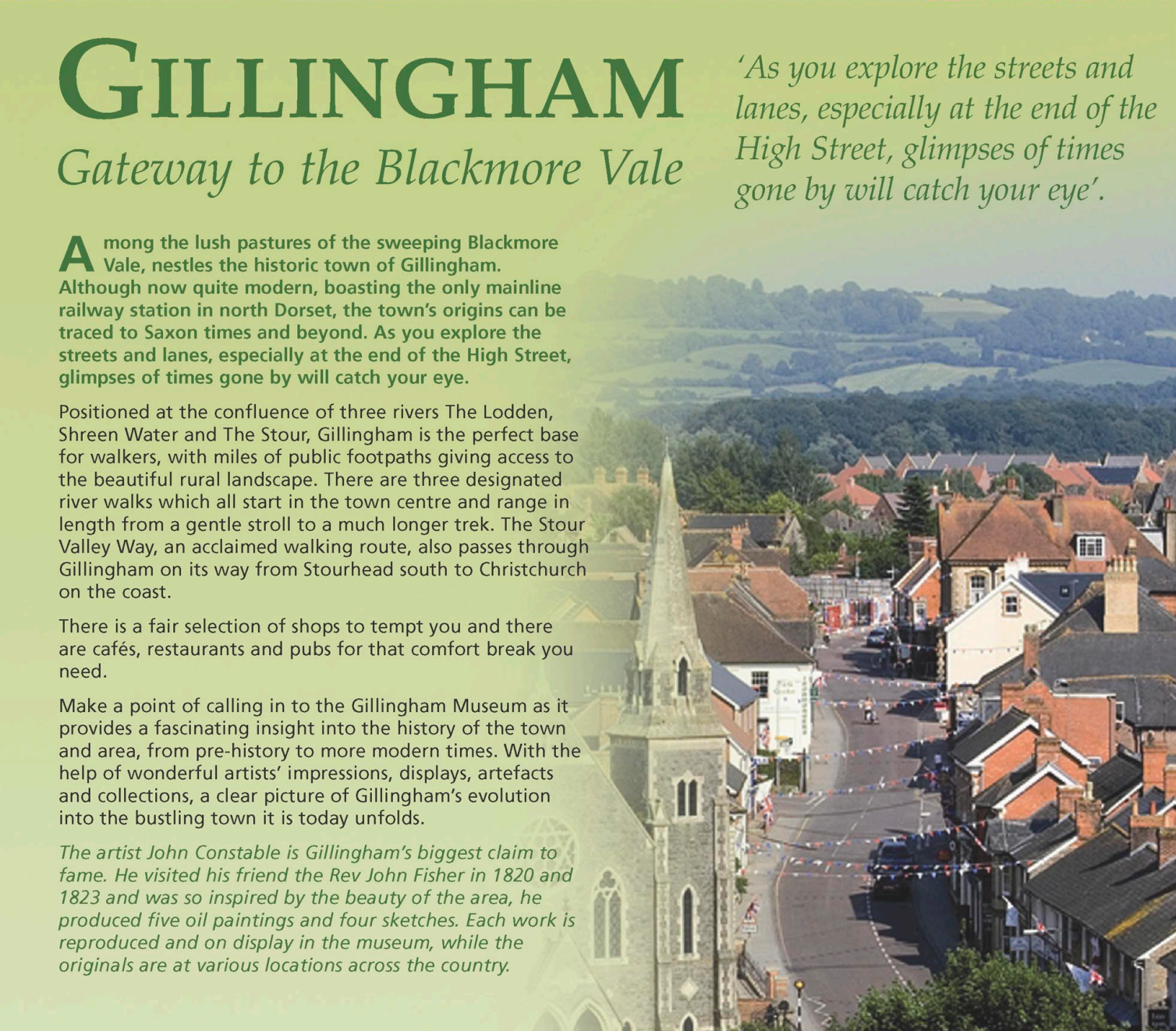
Positioned at the confluence of three rivers The Ladden, Shreen Water and The Stour, Gillingham is the perfect base for walkers, with miles of public footpaths giving access to the beautiful rural landscape. There are three designated river walks which all start in the town centre and range in length from a gentle stroll to a much longer trek. The Stour Valley Way, an acclaimed walking route, also passes through Gillingham on its way from Stourhead south to Christchurch on the coast.

There is a fair selection of shops to tempt you and there are cafés, restaurants and pubs for that comfort break you need.

Make a point of calling in to the Gillingham Museum as it provides a fascinating insight into the history of the town and area, from pre-history to more modern times. With the help of wonderful artists' impressions, displays, artefacts and collections, a clear picture of Gillingham's evolution into the bustling town it is today unfolds.

The artist John Constable is Gillingham's biggest claim to fame. He visited his friend the Rev John Fisher in 1820 and 1823 and was so inspired by the beauty of the area, he produced five oil paintings and four sketches. Each work is reproduced and on display in the museum, while the originals are at various locations across the country.

'As you explore the streets and lanes, especially at the end of the High Street, glimpses of times gone by will catch your eye.'



What's on...

Every year Shaftesbury and Gillingham are hosts to a range of wonderful events. The following diary shows a 'taster' of what goes on annually, but there are many more events on offer through the year. For a complete listing please visit: www.shaftesburytourism.co.uk or www.visit-dorset.com



SNOWDROP FESTIVAL & TRAIL

A celebration of snowdrops in February. www.shaftesburysnowdrops.org



SHAFTESBURY FESTIVAL

A fantastic celebration of local food, music and art. Beginning of May. www.shaftesburyfestival.co.uk



COMPTON ABBAS AIRFIELD

Various events and fly-ins throughout the year. www.abbasair.com



GOLD HILL FAIR

Stalls, music, dancing throughout the town. Early July.




SHAFTESBURY FRINGE

A 3-day festival of theatre, comedy, music, circus, magic and more. Early July. www.shaftesburyfringe.org.uk



LARMER TREE FESTIVAL

Music, comedy, workshops, shows and activities. Held at the Larmer Tree Gardens. July. www.larmertreefestival.co.uk



GILLINGHAM & SHAFTESBURY SHOW

North Dorset's foremost agricultural show. Mid August. www.gillshaftshow.co.uk



GREAT DORSET STEAM FAIR

At Tarrant Hinton – the world's leading steam event. Late August/ early September www.gdsf.co.uk



GILLINGHAM WALKING FESTIVAL

Highlights the beautiful surrounding countryside, rare wildlife and local history. September. www.threeriversgillingham.org



WESSEX HEAVY HORSE SHOW & FAYRE

Gillingham and Shaftesbury Showground. Mid September. www.whhs.org.uk



SHAFTESBURY & GILLINGHAM CARNIVALS

Wonderful day and night time spectacle through the towns. End of September/beginning of October.



CHRISTMAS IN SHAFTESBURY

Late Night Shopping Fair – Early December
Christmas Street Fair – Mid December